

# UpToDate 외부접속, 모바일 앱 이용 안내



## UpToDate Anywhere

ID, P/W 생성

원외 PC 접속 및 모바일 앱

# UpToDate Anywhere – 언제 어디서든, 모바일 앱

구분	이용방법	ID, P/W 생성 및 재인증
원내 PC 접속	IP인증 (기존과 동일)	
원외 PC 접속	ID, P/W 로그인	<ul style="list-style-type: none"> <li>▶ 반드시 <b>원내 PC</b>에서 개인 ID, P/W 생성 (원외 PC에서 생성 불가)</li> </ul>
모바일 앱	앱 설치 후 ID, P/W 로그인	<ul style="list-style-type: none"> <li>▶ <b>90일 이내 원내 PC를 통한 로그인</b> 이력이 없으면 이용이 중단됨 (90일 동안 사용 이력이 없을 시, 원내 PC를 통해서 다시 로그인을 해야 이용 가능)</li> </ul>

# ID, P/W 생성

반드시 **의료원 내 PC**에서 [www.uptodate.com](http://www.uptodate.com) 접속

The screenshot shows a web browser window with the URL <http://www.uptodate.com/contents/search>. The page header includes the UpToDate logo, navigation links for 'Languages' and 'Help', and a welcome message for 'Ajou University Hospital Suwon' with a 'Log In / Register' link. A blue callout box with white text 'Log In / Register 클릭' points to this link. Below the header is a search box labeled 'New Search:' with a search button and a dropdown menu set to 'All Topics'. The footer contains links for 'Subscription and License Agreement', 'Policies', and 'Support Tag', along with social media icons for Facebook, Twitter, LinkedIn, and YouTube.

# ID, P/W 생성

이미 계정이 있는 경우,  
기존의 계정으로 로그인

## 개인계정 생성

User Name : 6-50자, 숫자와 특수문자 사용 가능  
Password : 8-24자, 1개 이상의 대문자, 그리고  
1개 이상의 숫자 또는 특수문자 포함

### Log in (Returning User)

Log in with your UpToDate user name and password.

User Name:

Password:

Remember my user name

[Log in](#)

[Log in help](#)

[Athens Log in](#)

[Institutional Sign in](#)

### Register (New User) [Learn More](#)

\* fields are required

\* First Name

\* Last Name

\* Email Address

\* Verify Email Address

ZIP/Postal Code

\* City

\* Country

\* Specialty

\* Practice Type

Select your user name and password

\* User Name

\* Password

User Name must be 6-50 characters and may contain numbers and the following special characters:  
.-\_@#\$\*!()+=

\* Verify Password

Passwords must be 8-24 characters and contain at least 1 uppercase letter and 1 number or special character. The following special characters are allowed:  
.-\_@#\$\*!()+=

User Name and Password cannot match.

[Submit Registration](#)

[Skip this for now](#)

# ID, P/W 생성 후 확인 메일

등록절차가 완료되면 확인 이메일이 발송됨

보낸 사람	UpToDate Customer Service	받은 날짜	2015-09-22 08:55:39	<a href="#">주소록에 추가</a>	<a href="#">수신거부</a>
받는 사람	신성은				
제 목	Important UpToDate registration information				

Dear SungEun Shin,

Thank you for registering for **UpToDate® Anywhere**. Your UpToDate user name for your affiliation with Ajou University Hospital Suwon is shown below:

User name: seshin@aumc.ac.kr  
Your password is confidential; if you forgot your password, [click here](#).

UpToDate Anywhere provides you with:

- UpToDate Mobile Apps for your iOS, Android, or Windows 8 devices.
- Fast and easy access to UpToDate from any computer with an internet connection.
- Free CME/CE/CPD credits when you research a clinical question using UpToDate. (Earning credits may not be applicable in all markets. [Click here](#) to learn more.)

Download and install the free UpToDate Mobile App:

- On your smartphone or tablet, search for "UpToDate" in your app store and install the application.
- Open the UpToDate Mobile App and log in with your UpToDate user name and password. *You only need to do this once — the app remembers your user name and password.*

**IMPORTANT:** In order to maintain remote access to UpToDate, simply log in to [www.uptodate.com/login](http://www.uptodate.com/login) from your network every 90 days. [Click here](#) to learn more about this process, including other ways you can verify your affiliation with Ajou University Hospital Suwon.

Explore UpToDate features and functionality in our [Training Resource Center](#).

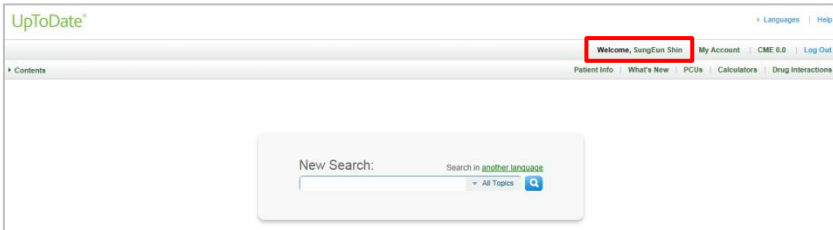
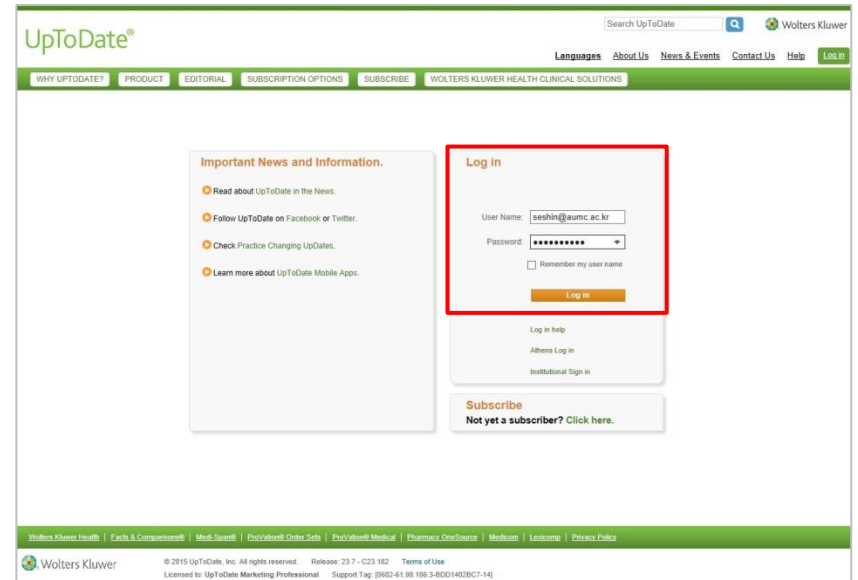
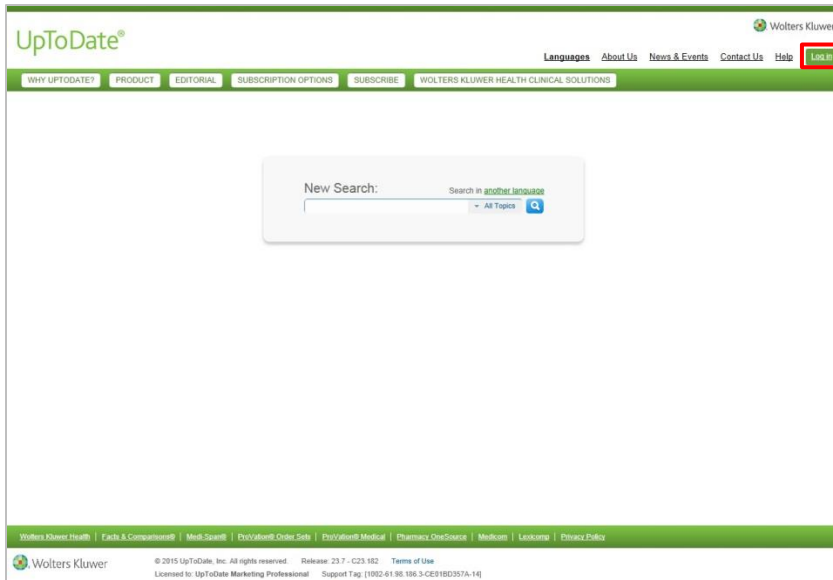
If you have questions about your account, please email us at [customerservice@uptodate.com](mailto:customerservice@uptodate.com).

Best regards,  
UpToDate Customer Service  
Wolters Kluwer Health  
95 Sawyer Road  
Waltham, MA 02453-3471  
1.800.998.6374 (US & Canada) tel.  
+1.781.392.2000 (all other countries) tel.  
[customerservice@uptodate.com](mailto:customerservice@uptodate.com)

[www.uptodate.com](http://www.uptodate.com)

# 원외 PC 접속

Log in을 통해 외부 PC에서 이용 가능

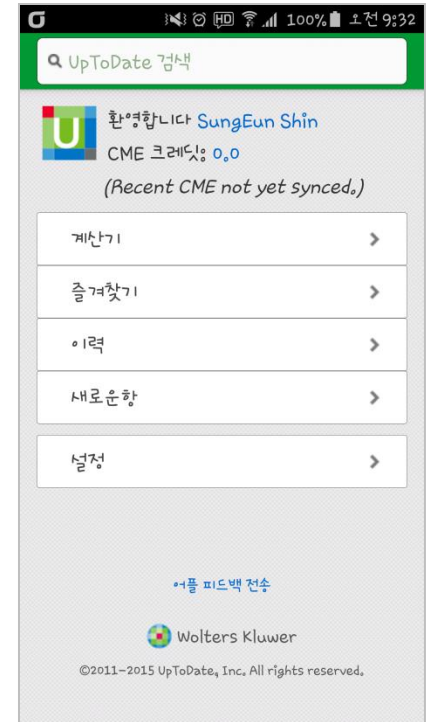
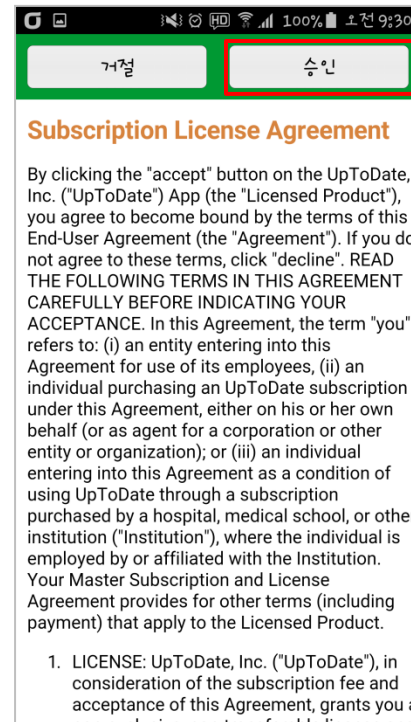
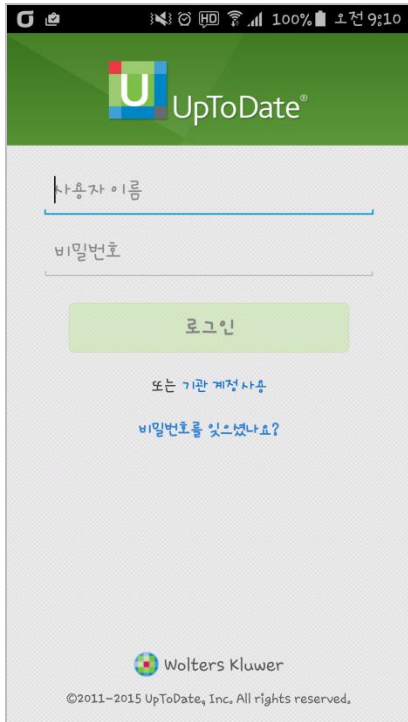


# 모바일 앱

- 애플 앱 스토어 및 구글 플레이로 이동
- 검색 : UpToDate
- UpToDate 아이콘을 클릭
- 앱을 다운로드

# 모바일 앱

앱을 실행하여 생성한 ID, P/W를 입력한 후 이용





# My Account (Manage My Devices)

1인당 최대 **2개** 모바일 및 태블릿 기기 이용 가능 -> Manage My Devices로 확인  
※ 사용 중인 모바일 장치 목록에서 De-activate (logout)을 선택하여 해당 장치 제거,  
새롭게 사용하고자 하는 장치에 UpToDate 앱을 다운로드하고 로그인하여 이용


UpToDate® ▶ Languages | Help

Welcome, SungEun Shin | **My Account** | CME 0.0 | Log Out

▼ All Topics  ▶ Contents Patient Info | What's New | PCUs | Calculators | Drug Interactions

**My Account** Print

- Contact Information
- Subscription
- CME/CE/CPD
- User Name/Password
- Account Access Points
- Manage My Devices**

 powered by Symantec

## Welcome to My Account

**Contact Information**  
View / modify my address and contact information

**User Name Password**  
View / modify my user name or password

**Subscription**  
Place order / change subscription option  
View Expiration Date




**CME/CE/CPD**  
Access my available UpToDate CME/CE/CPD credits  
View my past CME/CE/CPD submissions  
Change my default CME/CE/CPD settings

**Account Access Points**  
View my access points

**Manage My Devices**  
Manage Devices

## Manage My Devices

These are the computers and devices currently linked to your account.

Installation	Last Used	Action 
 Android 	Sep 22, 2015	<b>De-activate (logout)</b>